



# Financial Results Presentation

**June 30, 2025**



META ESTATE TRUST S.A. Listed company on the  
SMT – AeRO market of the Bucharest Stock  
Exchange Symbol: **MET**

up  
grade  
your wealth







# About META Estate Trust

Meta Estate provides investors with an innovative way to engage in the real estate sector, blending industry expertise with transparency and easy access to the capital market.



Established in March 2021  
by seasoned Romanian  
entrepreneurs.



Listed on the Bucharest Stock  
Exchange (AeRO) since August  
29, 2022, under the ticker MET.

## Investment Types:




**TRADING**



**CO-DEVELOPMENT**




**RECURRING INCOME**



**20**

Proiecte  
finalizate



peste **35** mil.€

Total investiții  
realizate



**12%-42%**

IRR





# Key Figures H1 2025



Turnover

**5.42 mil.**

40% of total revenue



Net Profit

**4.65 mil.**

34% of total revenue



Operating Income

**8.96 mil.**

65% of total revenue



Total Revenue

**13.8 mil.**



Total Assets

**127.4 mil.**

+5% compared to 12.31.2024



Investment Portfolio

**114.8 mil.**



Current Liquidity Ratio

**15.01x**

compared to 12.4x as of 12.31.2024



Immediate Liquidity Ratio

**8.8x**

compared to 4.64x as of 12.31.2024



Debt Ratio

**8.5%**

compared to 6.9% as of 12.31.2024

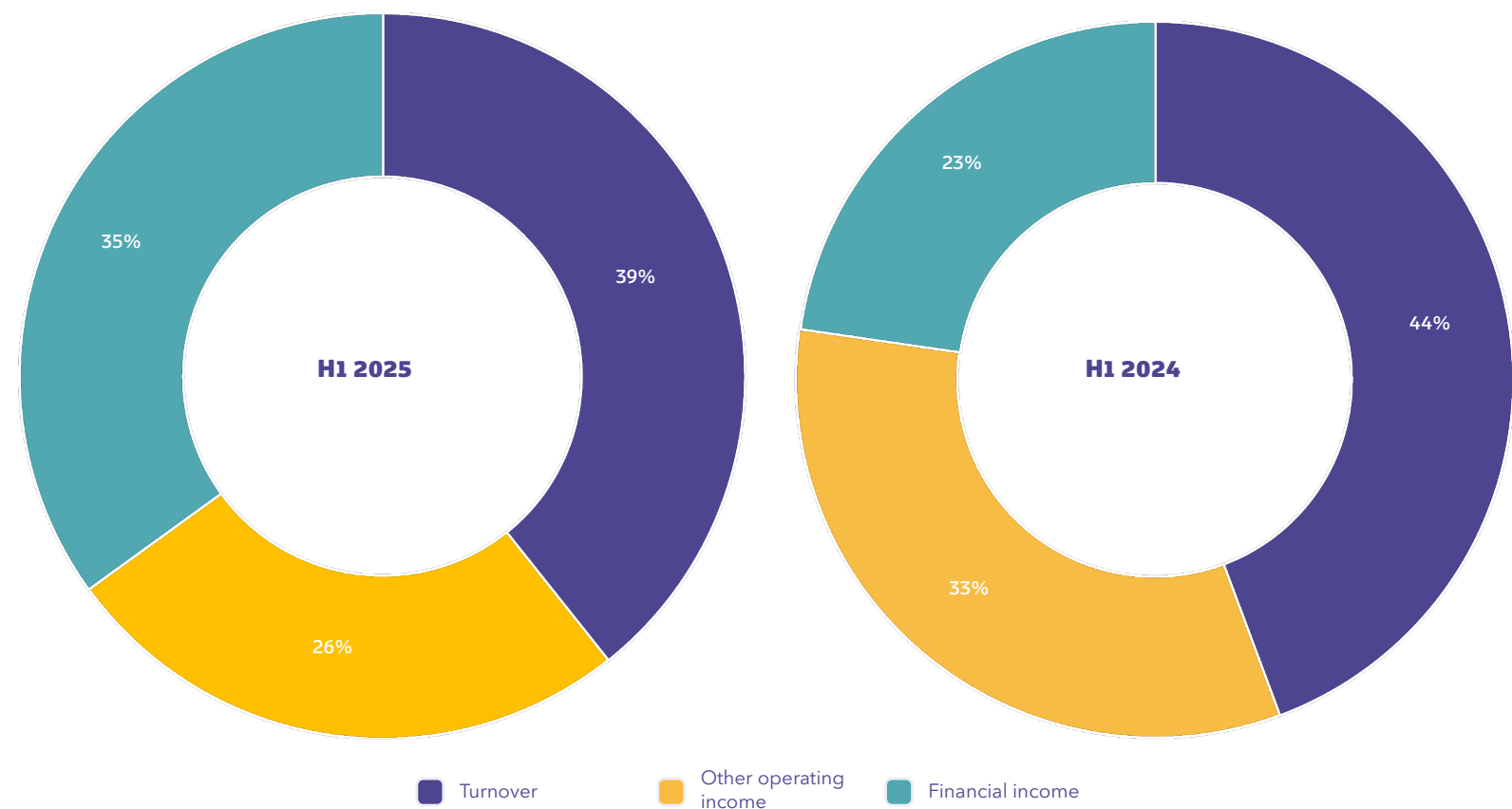


book value per share  
as of 30.06.2025

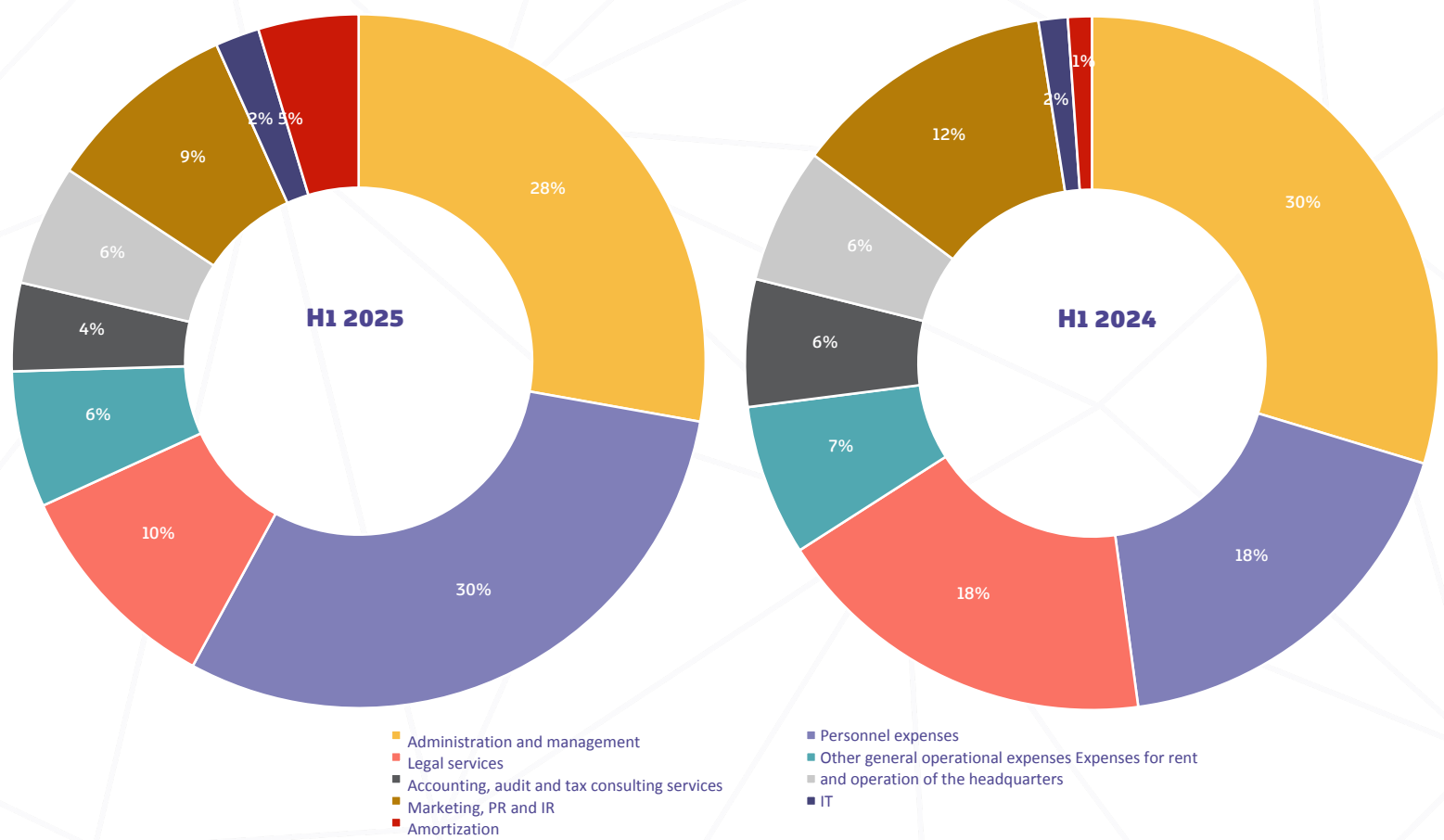
**0.91 lei/share**

Amounts are expressed in millions of lei.

## Total revenue structure



## General operating expenses



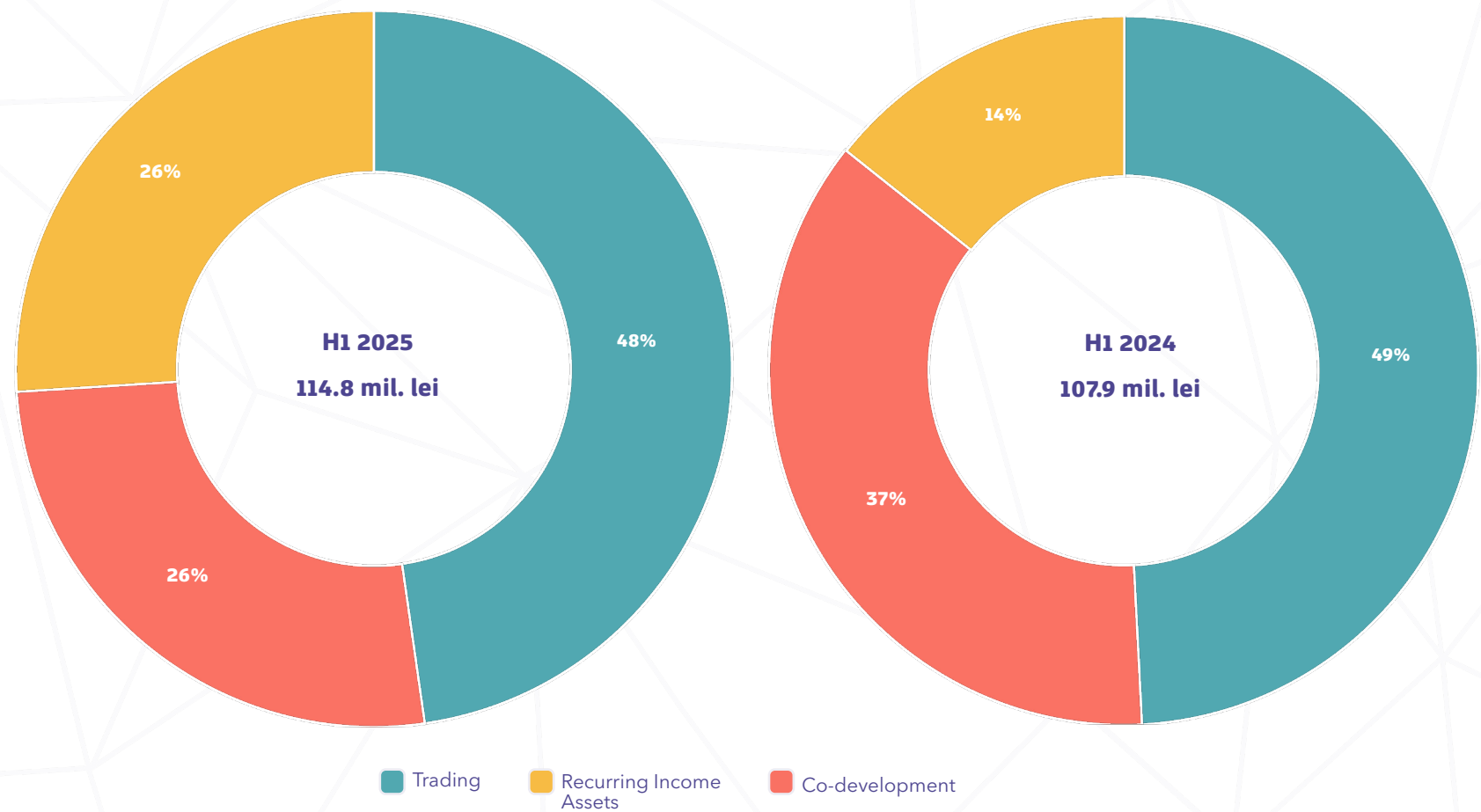
## Profit and loss account analysis

INCOME AND EXPENSES (thousands of lei)	S1 2025	S1 2024	Variation%	Variation %
Total operating income	8.963	14.835	(5.872)	-40%
Expenses directly related to operating income together	5.072	8.211	(3.139)	-38%
Operating profit before expenses from general operations	3.892	6.624	(2.732)	-41%
General operating expenses	2.786	3.300	(514)	-16%
Operating profit/loss	1.105	3.324	(2.219)	-67%
Financial income	4.821	4.358	463	11%
Financial expenses	383	159	224	141%
Financial profit	4.438	4.199	239	6%
Gross profit	5.543	7.523	(1.980)	-26%
Income tax	890	1.213	(323)	-27%
NET PROFIT	4.654	6.311	(1.658)	-26%

- Net Profit in H1 2025: 4.65 million lei (H1 2024: 6.31 million lei)
- Total revenues: 13.78 million lei (H1 2024: 19.19 million lei)
- Turnover (Trading line): 5.42 million lei (H1 2024: 8.51 million lei)
- Financial income (Partnerships line): 4.82 million lei (H1 2024: 4.25 million lei)
- Net Profit / Total Revenue Ratio: 33.74% (H1 2024: 32.88%)
- General operating expenses: -16%



## Investment Portfolio Structure



## Balance Sheet Analysis

ASSETS (thousand lei)	06/30/2025*	12/31/2024*	Change%	Change %
Tangible Assets	8,713	8,835	(122)	-1%
Financial Assets	39,393	39,161	232	1%
<b>Total Fixed Assets</b>	<b>48,106</b>	<b>47,996</b>	<b>110</b>	<b>0%</b>
Inventory	32,780	37,115	(4,335)	-12%
Receivables	38,125	28,541	9,584	34%
Cash and bank accounts	8,284	7,983	301	4%
<b>Total current assets</b>	<b>79,188</b>	<b>73,638</b>	<b>5,550</b>	<b>8%</b>
Prepaid expenses	125	85	40	47%
<b>TOTAL ASSETS</b>	<b>127,419</b>	<b>121,719</b>	<b>5,700</b>	<b>5%</b>

## Operational Balance Sheet Structure as of 06/30/2025

LIABILITIES AND EQUITY (thousands of lei)	06/30/2025*	12/31/2024*	Change%	Variation%
Short-term liabilities	5,274	5,884	(610)	-10%
Amounts owed to credit institutions	4,615	1,937	2,679	138%
Provisions	56	56	-	0%
Total liabilities and provisions	9,945	7,876	2,068	26%
Share capital	129,666	102,429	27,237	27%
Reserves	1530	1531	(0)	0%
7663%Repurchased own shares (27,728) (361)			(27,680)	
100%Retained earnings 9,666		-	9,666	
Period profit	4,654	10,874	(6,220)	-57%
Profit allocation	-	(629)	629	-100%
Total equity	117,474	113,843	3,631	3%
<b>TOTAL LIABILITIES AND EQUITY</b>	<b>127,419</b>	<b>121,719</b>	<b>5,700</b>	<b>5%</b>

\*Amounts as of June 30, 2025 are unaudited. Amounts as of December 31, 2024 are audited. Their presentation is done according to internal management reporting and differs from the requirements of OMFP 1802/2014, as derived from the financial statements attached to this report



# Outlook 2025




Completing **capital operations**, aimed at simplifying and optimizing the capital structure



**Reducing the discount** at which the company's shares are traded



Initiating the process of transferring to the **BVB main market**



Maintaining a strong **growth rate of net profit, at least 10%**



**Completion of the restructuring initiative** for major portfolio exposures



Expanding the **portfolio of assets with recurring income** in the year 2025



Leveraging low debt levels **to expand the asset base**



Litigation **Monitoring**





## Contact

### Contact Investor Relations

+40 372 934 455


[investors@meta-estate.ro](mailto:investors@meta-estate.ro)

### Investor page

Access the latest current reports, financial reports, financial calendar and other information [here](#).

## Find more about Meta Estate Trust

Pentru a rămâne în contact direct, vă invităm să vă alăturați [Comunității WhatsApp Meta Estate Trust](#).



[www.metaestate.ro](http://www.metaestate.ro)

Follow us on

